



Refinish

DuPont™ ChromaClear® G2-7779S™ Multi-Mix Panel & Overall Clearcoat

Description

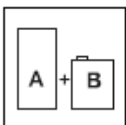
DuPont™ ChromaClear® G2-7779S™ Multi-Mix Panel and Overall Clearcoat is a versatile, two-component, urethane clearcoat for use in spot, panel, and overall refinishing of OEM base/clear finishes. ChromaClear G2-7779S™ Multi-Mix Panel & Overall Clearcoat shares activator with ChromaClear HC-7776S™ Snap Dry Clearcoat. ChromaClear G2-7779S™ provides easy application and good build in two coats, and is well suited for cross-flow and downdraft booth conditions.

General Information



Components

DuPont™ ChromaClear® G2-7779S™ Multi-Mix Panel & Overall Clearcoat
 ChromaBase® "4 to 1" 7765S™ Activator-Reducer: (60° F-70° F)
 ChromaBase® "4 to 1" 7775S™ Activator-Reducer: (70° F-80° F)
 ChromaBase® "4 to 1" 7785S™ Activator-Reducer: (80° F-90° F)
 ChromaBase® "4 to 1" 7795S™ Activator-Reducer: (90° F-100F°)



Mix Ratio/Viscosity

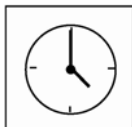
4:1

Combine the components either by volume or weight and then mix thoroughly.

	Volume	Weight (cumulative qt)
ChromaClear® G2-7779S™	4	695.0 grams
ChromaBase® "4 to 1" 77X5S™ (X = 6,7,8,9)	1	884.0 grams

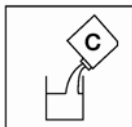
Viscosity

15 - 17 seconds in a Zahn #2 (DuPont M-222) cup.



Pot Life

2 hours at 70° F (21° C).



Additives

Fish Eye Eliminator: DuPont™ 459S™ or 659S™; Use 1/4 to 1/2 ounce per sprayable quart of clear.
 Enhancer: DuPont™ 19379S™; Use up to 1 ounce per sprayable quart of clear.
 Flex Additive: Add 2 ounces Plas-Stick® 2350S™ Flexible Additive per ready-to-spray quart of clear or as described below.

	Weight (cumulative qt)
ChromaClear® G2-7779S™	654.0 grams
ChromaBase® "4 to 1" 77X5S™ (X = 6,7,8,9)	832.0 grams
Plas-Stick® 2350S™	885.0 grams



Refinish

DuPont™ ChromaClear® G2-7779S™ Multi-Mix Panel & Overall Clearcoat



Basecoat

ChromaPremier® Basecoat
ChromaBase® Basecoat

Application

Substrates

ChromaPremier® Basecoat
ChromaBase® Basecoat
DuPont™ 222S™ Mid-Coat Adhesion Promoter for blend areas



Surface Preparation

For application over a properly prepared basecoat repair:

- Mask the entire vehicle to protect from overspray.
- Allow basecoat to dry 15 - 30 minutes.
- Tack with appropriate basecoat tack cloth prior to applying clear.



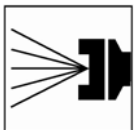
Gun Setups*

Conventional

Siphon Feed	1.5 mm - 1.7 mm (.059" - .067")
Gravity Feed	1.4 mm - 1.6 mm (.055" - .063")

HVLP

Siphon Feed	1.5 mm - 1.7 mm (.056" - .067")
Gravity Feed	1.4 mm - 1.6 mm (.055" - .063")



Air Pressure*

Conventional

Siphon Feed	35 – 45 psi @ the gun.
Gravity Feed	30 – 40 psi @ the gun.

HVLP

8 - 10 psi @ the gun cap

* The listed setups cover the usual range for various application equipment. For information on specific manufacturers' equipment, see the "Equipment Information" Section of the ChromaSystem™ Technical Manual.

Application

Apply 2 medium-wet coats.



Refinish

DuPont™ ChromaClear® G2-7779S™ Multi-Mix Panel & Overall Clearcoat

Flash/Dry Times



Air Dry

Flash between Coats:	10 minutes.
Dust Free:	20 minutes
Time to Handle (Assemble):	Overnight.
Time to Polish:	Overnight.
Time to Stripe:	Overnight.
Time to Deliver:	Overnight.
Time to Decal:	After 72 hours.

Force Dry

Flash between Coats:	10 minutes.
Flash before Force Dry:	0 minutes
Cycle Time	30 minutes @140° F
Dust Free:	At cool down
Time to Handle (Assemble):	4 hours after cool down.
Time to Polish:	3 hours after cool down.
Time to Stripe:	3 hours after cool down.
Time to Deliver:	6 hours after cool down.
Time to Decal:	24 - 72 hours.

Infrared Dry

Refer to the Infrared Guide for setup recommendations.



Blending

Panel repair is the approved procedure for clearcoat warranty repairs. This allows the refinisher to attain the recommended film builds. If the refinisher chooses to blend, use ChromaSystem™ 19301S™ Blender. A-19301S can be used instead of 19301S™.

- After the final coat of clearcoat, step-out the coating by mixing 1 part ChromaSystem™ 19301S™ Blender to 1 part of the remaining material and taper the blend with the resulting mixture.
- Place ChromaSystem™ 19301S™ Blender in a clean spray gun and taper the blend edge for final melt-in of the blended edge.

Tips for Success

For sail panel blending, be sure DuPont™ 222S™ is applied beyond the intended clearcoat area.



Recoatability/Re-repair

DuPont™ ChromaClear® G2-7779S™ may be recoated during any stage of dry or cure. If recoating after 24 hours, scuff sand with 1200 - 1500 grit.



Refinish

DuPont™ ChromaClear® G2-7779S™ Multi-Mix Panel & Overall Clearcoat

Polishing

Optimum Times

Air Dry:	Overnight.
Express Dry:	4 hours after cool down.

Sanding

Use 1500 grit wet or finer. Or use P1500 DA or finer.

Compounding

Use finishing compound. Apply a thin ribbon of material to the area to be polished. Use a double-sided wool pad or a foam pad. Maintain air polisher or variable speed buffer at 1500 - 1800 rpm. Remove excess finishing compound with a clean soft cloth prior to applying finishing polish.

Polishing

Use finishing polish (shake well before using). Apply a ribbon of material to work a 2 - 3 foot square area. Use a foam pad or a terry cloth cover. Maintain a variable speed buffer or an orbital polisher at 1200 - 1800 rpm. Keep the polisher/buffer moving at all times. Overlap each pass approximately 50%. As finishing polish begins to dry, stop polishing. Wipe off excess polish with a clean soft cloth as a finishing touch.

Tips for Success

- Do not use medium to heavy-duty compounds.
- Use clean cloths and pads to ensure that the clear does not get scratched with dirt particles from old or re-used cloths or pads.
- Do not wax for the first 120 days after painting.



Cleanup

Clean spray equipment as soon as possible with DuPont™ Lacquer Thinner.

Physical Properties

VOC (AP):	3.3 lbs/gal
VOC (LE):	4.2 lbs/gal
VOC (LE) RTS:	4.3 lbs/gal
Theoretical Coverage:	535.0 sq. ft. per ready-to-spray gallon at 1 mil.
Weight Solids:	38.2% ready-to-spray.
Volume Solids:	31.7% ready-to-spray.
Recommended Dry Film Thickness:	1.8 - 2.2 mils in 2 coats.
Flash Point:	See MSDS.



Refinish

DuPont™ ChromaClear® G2-7779S™ Multi-Mix Panel & Overall Clearcoat

VOC Regulated Areas

These directions refer to the use of products which may be restricted or require special mixing instructions in VOC regulated areas. Follow mixing usage and recommendations in the VOC Compliant Products Chart for your area.

Safety and Handling

For industrial use only by professional, trained painters. Not for sale to or use by the general public. Before using, read and follow all label and MSDS precautions. If mixed with other components, mixture will have hazards of all components.

Ready to use paint materials containing isocyanates can cause irritation of the respiratory organs and hypersensitive reactions. Asthma sufferers, those with allergies and anyone with a history of respiratory complaints must not be asked to work with products containing isocyanates.

Do not sand, flame cut, braze or weld dry coating without a NIOSH approved air purifying respirator with particulate filters or appropriate ventilation, and gloves.

Please visit: www.performancecoatings.DuPont.com to view or print an addition copy of this "Technical Product Data" sheet.



The miracles of science™

K-17223
E-R 4730

10/07

DuPont Performance Coatings 5