



## Refinish

# DuPont™ ChromaPremier® 72600S™ Premier Resistant Clear

### Description

ChromaPremier® 72600S™ Premier Scratch Resistant Clear is a high-solids, three-component urethane clear that delivers unsurpassed appearance, scratch & mar resistance for premium-quality panel, multi-panel and overall repairs. It provides outstanding application characteristics, using temperature-specific reducers for exceptional application latitude.

### General Information



#### Components

- ChromaPremier® 72600S™ Premier Scratch Resistant Clear
- ChromaPremier® 12305S™ Activator
- ChromaPremier® 12365S™ Fast Reducer
- ChromaPremier® 12375S™ Medium Reducer
- ChromaPremier® 12385S™ Slow Reducer

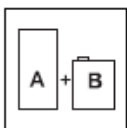
	75° F	85° F	95° F or above
Panel	ChromaPremier® 12365S™	ChromaPremier® 12375S™	ChromaPremier® 12385S™
Multi-Panel	ChromaPremier® 12365S™	ChromaPremier® 12375S™	ChromaPremier® 12885S™
Overall	ChromaPremier® 12375S™	ChromaPremier® 12385S™	ChromaPremier® 12385S™

### Quick Reference Chart

- Clearcoat for use in baking environment only
- ChromaPremier® Reducer Recommendations
  - ChromaPremier® 12365S™ and 12375S™ for temperatures up to 95°F
  - ChromaPremier® 12385S™ for temperatures above 95°F
  - Do not use ChromaPremier® 12395S™, as it will result in long flash and dry times.
- Mix Ratio: 2:1:10% reduction
- Spray booth temperature: at least 75 – 80°F
- Tip Size: 1.2 – 1.3 mm. Flash between coats: 12 – 15 min
- Standard Bake: 140°F for 30 minutes
- Buffable the next day
  - 2000 grit sandpaper is ideal for dirt speck removal before buffing.
  - Lower grit sandpapers could give deep sand scratches that are difficult to remove.
  - Use wool pad for sand scratch removal and foam pad for polishing.

### Mix Ratio/Viscosity

Combine the components by volume or weight, then mix thoroughly.



	Volume	Weight
ChromaPremier® 72600S™	2	567.2 grams
ChromaPremier® 12305S™	1	858.6 grams
ChromaPremier® 12365S™ Reducer	10%	932.5 grams

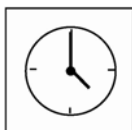
#### Viscosity

15 - 17 seconds in a Zahn #2 (DuPont M-222) cup.



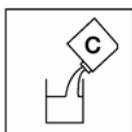
## Refinish

### DuPont™ ChromaPremier® 72600S™ Premier Resistant Clear



#### Pot Life

90 minutes at 70° F (21° C).

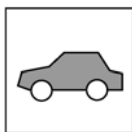


#### Additives

Fish Eye Eliminator: DuPont™ 659S™ Additive ([silicone free] use 0.5 to 1.5 oz per ready-to-spray quart), or DuPont™ 459S™ Anti-Cratering Additive (use 0.25 to 0.5 oz per ready-to-spray quart).

Retarder: Not required.

Accelerator: Use of Master-Tint® 389S™ may lead to dieback.



#### Basecoat

ChromaPremier® Basecoat

ChromaBase® Basecoat

### Application



#### Surface Preparation

For application over a properly prepared basecoat repair:

- Mask the entire vehicle to protect from overspray.
- Allow basecoat to dry 15 - 30 minutes prior to clearcoat application.
- Extend basecoat flash to 30 minutes when applying several base color coats, tri-coat colors, or in cooler shop conditions.



#### Gun Setups\*

*Conventional*

Siphon Feed 1.2 mm - 1.3 mm\* (.047" - .051")

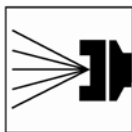
Gravity Feed 1.2 mm - 1.3 mm\* (.047" - .051")

*HVLP*

Siphon Feed 1.2 mm - 1.3 mm\* (.047" - .051")

Gravity Feed 1.2 mm - 1.3 mm\* (.047" - .051")

\* These numbers refer to the actual tip size of the spray gun in millimeters. Some gun manufacturers represent tip sizes in other measurement units.



#### Air Pressure\*

*Conventional*

Siphon Feed 30 – 55 psi @ the gun.

Gravity Feed 45 – 55 psi @ the gun.

*HVLP*

9 - 10 psi @ the gun cap



## Refinish

### DuPont™ ChromaPremier® 72600S™ Premier Resistant Clear



#### Flash/Dry Times

##### Force Dry

Flash between Coats:	15 - 20 minutes.
Flash before Force Dry:	None.
Cycle Time:	30 minutes @ 140° F
Dust Free:	At cool down.
Dry to Touch:	At cool down.
Time to Handle (Assemble):	Next day
Time to Polish:	Next day
Time to Stripe:	Next day.
Time to Deliver:	Next day
Time to Decal:	After 72 hours.

#### Polishing

##### Optimum Times

Force Dry: 4 - 48 hours after cool down.

#### Sanding, Compounding, Polishing

The optimum technique for removing dirt is as follows:

1. Sanding:
  - Use 2000 grit wet or finer.
2. Compounding:
  - Apply a thin ribbon of rubbing compound to the area that was sanded or contains sandscratches. Use wool pad. Foam pad will not remove sandscratches easily.
  - Maintain air polisher or variable speed buffer at 1400 - 1800 rpm. Remove excess finishing compound with a clean soft cloth prior to applying finishing polish.
  - Use a wool pad and an effective rubbing compound.
3. Polishing:
  - Apply a ribbon of polishing material to the area to be polished.
  - Maintain a variable speed buffer or an orbital polisher at 1400 - 1800 rpm.
  - Use a foam pad and an effective polishing compound. Keep the polisher/buffer moving at all times. Overlap each pass approximately 50%. As finishing polish begins to dry, stop polishing.
  - Wipe off excess finishing polish with a clean soft cloth.

#### Tips for Success

- Always use clean water to wet sand and add a few drops of soap to help clear the paper.
- Use clean cloths and pads to insure that the clear does not get scratched with dirt particles from old or re-used cloths or pads.
- Do not wax for the first 120 days after painting.



#### Cleanup

Clean spray equipment as soon as possible with DuPont™ Lacquer Thinner.

**Refinish**

## DuPont™ ChromaPremier® 72600S™ Premier Resistant Clear

### Physical Properties

---

VOC:	4.1 lbs/gal ready-to-spray.
Theoretical Coverage:	719 sq. ft. per ready-to-spray gallon at 1 mil.
Weight Solids:	52.4% ready-to-spray.
Volume Solids:	44.8% ready-to-spray.
Recommended Dry Film Thickness:	2.0 - 2.2 mils in 2 coats.
Flash Point:	See MSDS.

### VOC Regulated Areas

---

These directions refer to the use of products which may be restricted or require special mixing instructions in VOC regulated areas. Follow mixing usage and recommendations in the VOC Compliant Products Chart for your area.

### Safety and Handling

---

For industrial use only by professional, trained painters. Not for sale to or use by the general public. Before using, read and follow all label and MSDS precautions. If mixed with other components, mixture will have hazards of all components.

Ready to use paint materials containing isocyanates can cause irritation of the respiratory organs and hypersensitive reactions. Asthma sufferers, those with allergies and anyone with a history of respiratory complaints must not be asked to work with products containing isocyanates.

Do not sand, flame cut, braze or weld dry coating without a NIOSH approved air purifying respirator with particulate filters or appropriate ventilation, and gloves.

Please visit: [www.performancecoatings.dupont.com](http://www.performancecoatings.dupont.com) to view or print an addition copy of this "Technical Product Data" sheet.

*The miracles of science™*K-15977  
E-R 4484

01/07