



Refinish

DuPont™ ChromaPremier® Basecoat

Description

ChromaPremier® Basecoat is a high-performance, fast-drying, isocyanate-activated basecoat that brings a new level of productivity to premium spot, panel and overall repairs. High-hiding ChromaPremier® Basecoat lays down smoothly, with trouble-free application and excellent mottle control. It delivers superior appearance in solid, metallic, pearlescent and special-effect ChromaLusion® Colors.

General Information



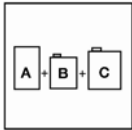
Components

ChromaPremier® Basecoat “F”
 ChromaPremier® 12305S™ Activator
 Basemaker® 7160S™ - Low Temp
 Basemaker® 7175S™ - Mid Temp
 Basemaker® 7185S™ - High Temp
 Basemaker® 7195S™ - Very High Temp

	65° F	75° F	85° F	95° F
Spot Repair	Basemaker 7160S™	Basemaker 7175S™	Basemaker 7185S™	Basemaker 7185S™
Panel Repair	Basemaker 7160S™	Basemaker 7175S™	Basemaker 7185S™	Basemaker 7195S™
Overall Repair	Basemaker 7175S™	Basemaker 7185S™	Basemaker 7195S™	Basemaker 7195S™

Tips for Success

For spray-sensitive colors, select a slower Basemaker® for improved application and appearance.



Mix Ratio/Viscosity

ChromaPremier® Basecoat **must be activated** with ChromaPremier® 12305S™ Activator. Mix 1 part ChromaPremier® Basecoat to 1 part Basemaker®. Stir thoroughly, then activate: Add 1 ounce of ChromaPremier® 12305S™ Activator to a ready-to-spray quart of ChromaPremier® Basecoat, or add ½ ounce of ChromaPremier® 12305S™ Activator to a ready-to-spray pint of basecoat.

RTS Color	ChromaPremier® 12305S™ Activator
1 quart	1 ounce (32 grams)
1 pint	½ ounce (16 grams)
½ pint	¼ ounce (8 grams)

Tips for Success

ChromaPremier® Basecoat may be reduced at a 2:1 ratio when faster coverage is desired.

Note: Be sure to activate the ready-to-spray basecoat at the normal 1 ounce of Activator per ready-to-spray quart of color before application.

Viscosity

15 - 17 seconds in a Zahn #2 (DuPont M-222) cup.

Tips for Success

- Use activated basecoat within 2 hours for optimum performance.
- Do not use activated basecoat after the 8-hour pot life.
- Activate only what you intend to spray.



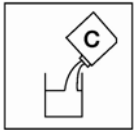
Refinish

DuPont™ ChromaPremier® Basecoat



Pot Life

8 hours at 70° F (21° C)



Additives

Accelerator: Not recommended.
 Fish Eye Eliminator: Not recommended.
 Flex Additive: Not recommended; see Tips for Success.
 Retarder: Not recommended.

Tips for Success

- If fish eyes occur, allow the basecoat to dry thoroughly, then apply dry coats of base color to bridge the affected area.
- The use of ChromaPremier® 12305S™ Activator in ChromaPremier® Basecoat is mandatory. The recommended 1 ounce of ChromaPremier® 12305S™ per ready-to-spray quart of basecoat gives optimum performance over flexible substrates. No other flex additive is necessary.

Tinting

Up to 5% with MasterTint® mixing colors that are 6.0 VOC or below.

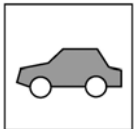
Clearcoats

ChromaPremier® 72200S™, 72500S™, or 72600S™ Clear
 ChromaClear® G2-4500S™, G2-4700S™, HC-7776S™, 7779S™ Clear

Flatteners

Flattening agents are not recommended with ChromaPremier® Basecoat. Small amounts of DuPont 4530S™ Flop Control Agent may be used to adjust color for flake orientation in metallic and pearl colors.

Application



Substrates

DuPont™ 222S™ Mid-Coat Adhesion Promoter
 Plas-Stick® 2340S™ Flexible Adhesion Sealer
 DuPont 2510S™/2540S™/2570S™/2580CR™ DTM Epoxy Primer
 ChromaPremier® 32430S™ 2K Premier Primer (alone or with Plas-Stick® 2350S™ Flexible Additive)
 DuPont™ 4004S™ 2K UltraProductive Primer-Filler (alone or with Plas-Stick® 4150S™ Flex-Additive)
 ChromaPremier® 42410S™/42440S™/42470S™ Sealer (alone or with Plas-Stick® 2350S™ Flexible Additive)
 DuPont™ 4904S™ 2K UltraProductive Primer-Filler (alone or with Plas-Stick® 4950S™ Flex-Additive)
 DuPont™ 4910S™/4940S™/4970S™ 2K UltraProductive Primer-Sealer (alone or with Plas-Stick® 4950S™ Flex-Additive)
 DuPont™ ChromaSurfacer® 7704S™ 2K Urethane Primer-Filler (alone or with Plas-Stick® 2350S™ Flexible Additive)
 DuPont™ ChromaSeal® 7710S™/7740S™/7770S™ 2K Urethane ValueShade® Sealer (alone or with Plas-Stick® 2350S™ Flexible Additive)
 DuPont™ A-3130S™ UVA Primer-Surfacer
 Properly sanded OEM finishes

Tips for Success

For information on ValueShade®, see the Specialty Procedures section of the DuPont ChromaSystem™ Technical Manual.



Refinish

DuPont™ ChromaPremier® Basecoat

Surface Preparation



- Prepare all surfaces to be repainted using the recommended undercoat systems and procedures.
- Finish sand with P400 DA, P600 grit or finer (dry or wet).
- Mask the entire vehicle to protect from overspray.
- Tack with appropriate tack cloth prior to applying color.

Gun Setups*



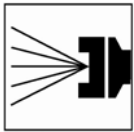
Conventional

	Spot/Panel	Overall
Siphon Feed:	1.3 mm - 1.5 mm (.051" - .059")	1.4 mm - 1.6 mm (.055" - .063")
Gravity Feed:	1.3 mm - 1.5 mm (.051" - .059")	1.4 mm - 1.6 mm (.055" - .063")

HVLP

Siphon Feed:	1.3 mm - 1.5 mm (.051" - .059")	1.4 mm - 1.6 mm (.055" - .063")
Gravity Feed:	1.3 mm - 1.5 mm (.051" - .059")	1.4 mm - 1.6 mm (.055" - .063")

Air Pressure*



Conventional

- Siphon Feed: 35 - 45 psi @ the gun.
- Gravity Feed: 35 - 45 psi @ the gun.

HVLP

- Siphon Feed: 6 - 8 psi @ the gun cap.
- Gravity Feed: 6 - 8 psi @ the gun cap.

*The listed setups cover the usual range for various application equipment. For information on specific manufacturers' equipment, see the Equipment Information section of the DuPont ChromaSystem™ Technical Manual.

Application

Apply 2 - 3 medium coats until hiding and color match are achieved.



Flash/Dry Times

Flash between Coats	5 - 10 minutes.
Air Dry @ 70° F (21° C)	
Flash before Clearcoat:	15 - 30 minutes.
Flash before Tape:	30 minutes.
Flash before Two-Toning:	30 minutes.
Maximum Allowable Dry before Clearcoating:	24 hours.
Force Dry	Not recommended.

Tips for Success

Extend the basecoat flash to the full 30 minutes for higher film builds or in cooler temperatures.



Refinish

DuPont™ ChromaPremier® Basecoat

Blending

Apply 1 coat of DuPont 222S™ Mid-Coat Adhesion Promoter over the entire repair area. Apply the first coat of color beyond the primed area. Apply the second coat just beyond the first coat. Apply subsequent coats just beyond the previous coats, staying within the area covered by DuPont 222S™. Follow recommended flash times, then apply clearcoat over the entire panel.

Tips for Success

- *Taper out each consecutive coat to melt the new color into the old color.*
- *Use of a slower Basemaker® can improve the appearance of the blend edge.*
- *For alternate blending techniques, see Special Basecoat Blending Procedures in the Specialty Procedures section.*
- *Use DuPont ChromaSystem® 69301S™ Basecoat Blender for difficult to blend colors, optimal flake control, improved edge wetting and improved melt-in.*
- *Refer to DuPont ChromaSystem® 69301S™ Basecoat Blender Technical Data Sheet in the Specialty Procedures section of the DuPont ChromaSystem™ Technical Manual.*

Recoatability/Re-repair

ChromaPremier® Basecoat may be recoated with itself within 24 hours.

Sanding

ChromaPremier® Basecoat dries to a smooth matte finish and should not require sanding. Nib sanding of small areas to remove dirt must be followed by the application of more color before clearcoating.

Cleanup

Clean spray equipment immediately after use with DuPont Lacquer Thinner.



Physical Properties

VOC: 6.2 lbs/gal (maximum) ready-to-spray.
 Recommended Dry Film Thickness: 0.5 – 2.0 mils.
 Flash Point: See MSDS

VOC Regulated Areas

These directions refer to the use of products which may be restricted or require special mixing instructions in VOC regulated areas. Follow mixing and usage recommendations in the VOC Compliant Products Chart for your area.



Refinish

DuPont™ ChromaPremier® Basecoat

Safety and Handling

For industrial use only by professional, trained painters. Not for sale to or use by the general public. Before using, read and follow all label and MSDS precautions. If mixed with other components, mixture will have hazards of all components.

Ready to use paint materials containing isocyanates can cause irritation of the respiratory organs and hypersensitive reactions. Asthma sufferers, those with allergies and anyone with a history of respiratory complaints must not be asked to work with products containing isocyanates.

Do not sand, flame cut, braze or weld dry coating without a NIOSH approved air purifying respirator with particulate filters or appropriate ventilation, and gloves.



The miracles of science™

K-15954
E-R 4461

01/07