



Refinish

DuPont™ ChromaPremier® ChromaLusion® Colors

Description

ChromaPremier® ChromaLusion® is a revolutionary special-effect basecoat with the high performance and ease of use you have come to expect from ChromaPremier®. ChromaLusion® colors are factory packaged basecoats based on unique MirroMetric™ pigment technology. The color appearance will change dramatically based on the viewing angle. Multiple hues will appear as the observer moves around the painted surface.

General Information



Components

- ChromaPremier® - Basecoat "F"
- ChromaPremier® 12305S™ Activator
- Basemaker® 7160S™ Low Temp Activator-Reducer
- Basemaker® 7175S™ Mid Temp Activator-Reducer
- Basemaker® 7185S™ High Temp Activator-Reducer
- Basemaker® 7195S™ Very High Temp Activator-Reducer

	65° F	75° F	85° F	95° F
<u>Original Application</u>				
Stripes/Graphics	Basemaker® 7160S™	Basemaker® 7175S™	Basemaker® 7185S™	Basemaker® 7195S™
Overall	Basemaker® 7185S™	Basemaker® 7185S™	Basemaker® 7195S™	Basemaker® 7195S™
<u>Re-Repairs</u>				
Spot	Basemaker® 7175S™	Basemaker® 7175S™	Basemaker® 7185S™	Basemaker® 7185S™
Panel	Basemaker® 7175S™	Basemaker® 7175S™	Basemaker® 7185S™	Basemaker® 7185S™
Overall	Basemaker® 7185S™	Basemaker® 7185S™	Basemaker® 7195S™	Basemaker® 7195S™

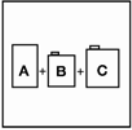
Tips for Success

- Select a slower Basemaker® for improved application and appearance.
- Although ChromaLusion® is an easy to apply basecoat finish, it is a custom finish and should be treated accordingly. Results may vary depending upon technician, equipment, spray environment, etc. A spray-out panel is required to verify color appearance. A let-down panel that shows appearance of 3, 4, and 5 coats of ChromaLusion® over the groundcoat is recommended. Custom spray techniques should be employed to assure even pigment orientation, consistent coverage at overlap areas, and desired coverage versus appearance.



Refinish

DuPont™ ChromaPremier® ChromaLusion® Colors



Mix Ratio/Viscosity

ChromaLusion® Colors **must be activated** with ChromaPremier® Activator. Mix 1 part ChromaLusion® Colors to 1 part Basemaker®. Stir thoroughly, then activate: add ½ ounce of ChromaPremier® 12305S™ Activator to a ready-to-spray pint of basecoat.

RTS Color	ChromaPremier® 12305S™ Activator
1 quart	1 ounce (32 grams)
1 pint	½ ounce (16 grams)
½ pint	¼ ounce (8 grams)

Viscosity

15 - 17 seconds in a Zahn #2 (DuPont M-222) cup.

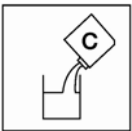
Tips for Success

- Use activated basecoat within 2 hours for optimum performance.
- Do not use activated basecoat after the 8-hour pot life.
- Activate only what you intend to spray.



Pot Life

8 hours.



Additives

Accelerator:	Not recommended.
Fish Eye Eliminator:	Not recommended.
Flex Additive:	Not recommended; see Tips for Success.
Retarder:	Not recommended.

Tips for Success

- If fish eyes occur, allow the basecoat to dry thoroughly, then apply dry coats of base color to bridge the affected area.
- The use of ChromaPremier® 12305S™ Activator in ChromaPremier® Basecoat is mandatory. The recommended 1/2 ounce of ChromaPremier® 12305S™ per ready-to-spray pint of basecoat gives optimum performance over flexible substrates. No other flex additive is necessary.
- Do not add accelerator to activated basecoat. It will not speed cure and could damage film properties.

Tinting

May use up to 5% with MasterTint® mixing colors that are 6.0 VOC or below.

Note: Over-tinting will reduce the ChromaLusion® color effect.

Clearcoats

ChromaPremier® 72100S™, 72200S™, 72500S™, and 72600S™ Clearcoats

ChromaClear® G2-4500S™, G2-4700S™, 7779S™, and HC-7776S™ Clearcoats



Refinish

DuPont™ ChromaPremier® ChromaLusion® Colors

Flatteners

Flattening agents are not recommended to flatten ChromaLusion® Colors

Application



Substrates

DuPont 222S™ Mid-Coat Adhesion Promoter

Plas-Stick® 2340S™ Flexible Adhesion Sealer

DuPont 2510S™/2540S™/2570S™/2580CR™ DTM Epoxy Primer

ChromaPremier® 32430S™ Primer (alone or with Plas-Stick® 2350S™ Flexible Additive)

DuPont 4004S™ 2K UltraProductive Primer-Filler (alone or with Plas-Stick® 4150S™ Flex-Additive)

ChromaPremier® 42410S™/42440S™/42470S™ Sealer (alone or with Plas-Stick® 2350S™ Flexible Additive)

DuPont 4904S™ 2K UltraProductive Primer-Filler (alone or with Plas-Stick® 4950S™ Flex-Additive)

DuPont 4910S™/4940S™/4970S™ 2K UltraProductive Primer-Sealer (alone or with Plas-Stick® 4950S™ Flex-Additive)

DuPont™ ChromaSurfacer® 7704S™ 2K Urethane Primer-Filler (alone or with Plas-Stick® 2350S™ Flexible Additive)

DuPont™ ChromaSeal® 7710S™/7740S™/7770S™ 2K Urethane ValueShade® Sealer (alone or with Plas-Stick® 2350S™ Flexible Additive)

DuPont™ A-3130S™ UVA Primer-Surfacer

ChromaPremier® 99F™ Black Basecoat

Properly sanded OEM finishes

Tips for Success

For information on ValueShade®, see the Specialty Procedures section of the DuPont ChromaSystem™ Technical Manual.



Surface Preparation

Prepare all surfaces to be repainted using the recommended undercoat systems, following recommended procedures. Finish sand with P400 DA or P600 grit or finer (dry or wet).

Tips for Success

- For optimal hiding (3 - 4 coats @ 1.2 - 1.6 mils) and appearance, you may apply a groundcoat of activated ChromaPremier® 99F™ Basecoat.
- The use of ValueShade® 5 and 6 may require additional coats to achieve optimal hiding and appearance.
- For information on ValueShade®, see the Specialty Procedures Section.



Refinish

DuPont™ ChromaPremier® ChromaLusion® Colors



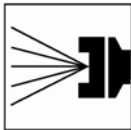
Gun Setups*

Conventional

Siphon Feed: 1.4 mm - 1.6 mm (.055" - .063")
 Gravity Feed: 1.4 mm - 1.6 mm (.055" - .063")

HVLP

Siphon Feed: 1.6 mm - 1.8 mm (.063" - .070")
 Gravity Feed: 1.3 mm - 1.6 mm (.051" - .063")



Air Pressure*

Conventional

Siphon Feed 35 - 45 psi @ the gun
 Gravity Feed 35 - 45 psi @ the gun


HVLP

Siphon Feed 6 - 8 psi @ the gun cap
 Gravity Feed 6 - 8 psi @ the gun cap

*The listed setups cover the usual range for various application equipment. For information on specific manufacturers' equipment, see the Appendix section titled "Equipment Information"

Application

Apply 3 - 5 medium coats over a groundcoat of ChromaPremier®, in the appropriate ValueShade™, until hiding and color match are achieved.



Flash/Dry Times

Flash between Coats	5 - 10 minutes.
<i>Force Dry @ 70° F</i>	
Flash before Clearcoat:	15 - 30 minutes.
Flash before Tape:	30 minutes.
Flash before Two-Toning:	30 minutes.
Maximum Allowable Dry Before Clearcoating:	24 hours.
<i>Force Dry</i>	Not recommended.

Tips for Success

Extend the basecoat flash to the full 30 minutes for higher film builds or in cooler temperatures.



Refinish

DuPont™ ChromaPremier® ChromaLusion® Colors



Blending

Apply 1 coat of DuPont™ 222S™ Mid-Coat Adhesion Promoter over the entire repair area. Apply the first coat of color beyond the primed area. Apply the second coat just beyond the first coat. Apply subsequent coats just beyond the previous coats, staying within the area covered by DuPont™ 222S™. Follow recommended flash times, then apply clearcoat over the entire panel.

Tips for Success

- Taper out each consecutive coat to melt the new color into the old color.
- Use of a slower Basemaker® can improve the appearance of the blend edge.
- For alternate blending techniques, see Special Basecoat Blending Procedures in the Specialty Procedures section.
- Use DuPont ChromaSystem® 69301S™ Basecoat Blender for difficult to blend colors, optimal flake control, improved edge wetting and improved melt-in.
- Refer to DuPont ChromaSystem® 69301S™ Basecoat Blender Technical Data Sheet in the Specialty Procedures section of the DuPont ChromaSystem™ Technical Manual.



Recoatibility/Re-repair

ChromaLusion® Colors may be recoated with itself within 24 hours.

Sanding

ChromaLusion® Colors dry to a smooth matte finish and should not require sanding. Nib sanding of small areas to remove dirt must be followed by the application of more color before clearcoating.



Cleanup

Clean spray equipment as soon as possible with DuPont™ Lacquer Thinner.

Physical Properties

VOC:	5.8 lbs/gal (maximum) ready-to-spray.
Theoretical Coverage:	175 sq. ft. per ready-to-spray gallon at 1 mil.
Weight Solids:	15.3% ready-to-spray.
Volume Solids:	10.9% ready-to-spray.
Recommended Dry Film Thickness:	1.2 – 2.0 mils.
Flash Point:	See MSDS

VOC Regulated Areas

These directions refer to the use of products which may be restricted or require special mixing instructions in VOC regulated areas. Follow mixing and usage recommendations in the VOC Compliant Products Chart for your area.



Refinish

DuPont™ ChromaPremier® ChromaLusion® Colors

Safety and Handling

For industrial use only by professional, trained painters. Not for sale to or use by the general public.

Before using, read and follow all label and MSDS precautions. If mixed with other components, mixture will have hazards of all components.

Ready to use paint materials containing isocyanates can cause irritation of the respiratory organs and hypersensitive reactions. Asthma sufferers, those with allergies and anyone with a history of respiratory complaints must not be asked to work with products containing isocyanates.

Do not sand, flame cut, braze or weld dry coating without a NIOSH approved air purifying respirator with particulate filters or appropriate ventilation, and gloves.



The miracles of science™

H-19316
E-R 2946

01/07

DuPont Performance Coatings 6